

The Room Number Plate is available in the same style and finish as the VingCard lock ensuring uniform appearance on guest room doors.



Same style and finish

High quality room number plates, that match the style and finish of the VingCard locks.

Design

Identical style, finish and construction matching VingCard's lock range, ensuring uniform appearance on guestroom doors.

Engraved as you wish

Engraved numbers up to four digits in two lines, factory cut.

Quality

The room number plate is both designed by and produced at VingCard's factory in Norway. This is your guarantee of quality.



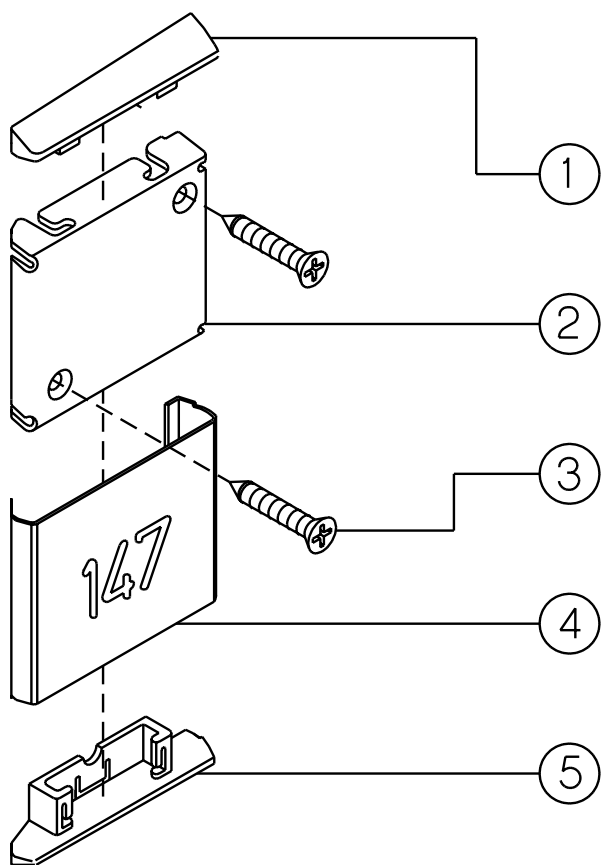
FEATURES

- ::Designed and manufactured by VingCard. Your guarantee of quality.
- ::Selection of styles and finishes to match VingCard quality door locks.
- ::Easy to install with hidden fixing screws.
- ::High quality brass with steel reinforcing back plate.
- ::Permanent factory engraved numbering.

Room Number Plate

- *DA VINCI*
by VingCard
- *vision*
by VingCard
- 2100 PLUS
by VingCard
- *Original*
by VingCard
- KEYCARDS
by VingCard
- Accessories
by VingCard
- SERVICE
by VingCard

Complete Room Number Plate




Each room number package consists of:

- ① Top insert.
- ② Steel fixing screws.
- ③ Wood fixing screws.
- ④ Brass outer plate.
- ⑤ Bottom insert.


To install:

- ① Position the steel fixing plate.
- ② And mark the screw centers. Pre-drill the crew holes. Screw the fixing plate into position using the two screws.
- ③ Snap the top insert in to place.
- ④ Slide the brass outer plate over the steel fixing plate.
- ⑤ Snap the bottom insert in to place.

Styles



Gothic plate



Plain plate

Specify the following details when ordering:

- 1) Plain or gothic style.
- 2) Finish. (Available in the same range of finishes as the VingCard locks)
- 3) Numbering to be engraved. (Up to four digits wide on two lines)